



Single Assessment Institution-Level Pass Rate Data: *Alternative Teacher Preparation Program Within IHE*

| | |
|--|---|
|  | HEOA - Title II 2009 - 2010 Academic Year |
| | Institution Name JACKSONVILLE STATE UNIVERSITY |
| | Institution Code 1736 |
| | State Alabama |

March 25, 2011

| Assessment Information ¹ | Group | Number Taking Assessment | Number Passing Assessment | Institutional Pass Rate | Institutional Average Scaled Score | Assessment Cut Score ² | Statewide | | | |
|--|---|--------------------------|---------------------------|-------------------------|------------------------------------|-----------------------------------|--------------------------|---------------------------|---------------------|--------------------------------|
| | | | | | | | Number Taking Assessment | Number Passing Assessment | Statewide Pass Rate | Statewide Average Scaled Score |
| AGRICULTURE (0700) Test Company: ETS Score Range: 250-990 | All enrolled students who have completed all nonclinical courses, 2009-10 | | | | | | | | | |
| | Other enrolled students, 2009-10 | | | | | | 4 | | | |
| | All program completers, 2009-10 | | | | | | 4 | | | |
| | All program completers, 2008-09 | | | | | | 3 | | | |
| | All program completers, 2007-08 | | | | | | | | | |
| ART CONTENT KNOWLEDGE (0133) Test Company: ETS Score Range: 100-200 | All enrolled students who have completed all nonclinical courses, 2009-10 | | | | | | 2 | | | |
| | Other enrolled students, 2009-10 | | | | | | 19 | 18 | 95% | 172 |
| | All program completers, 2009-10 | | | | | | 13 | 13 | 100% | 173 |
| | All program completers, 2008-09 | | | | | | 16 | 16 | 100% | 171 |
| | All program completers, 2007-08 | | | | | | | | | |
| BIOLOGY CONTENT KNOWLEDGE (0235) Test Company: ETS Score Range: 100-200 | All enrolled students who have completed all nonclinical courses, 2009-10 | | | | | | 6 | | | |
| | Other enrolled students, 2009-10 | 2 | | | | 143 | 54 | 46 | 85% | 155 |
| | All program completers, 2009-10 | 3 | | | | 143 | 23 | 23 | 100% | 159 |
| | All program completers, 2008-09 | 2 | | | | 143 | 30 | 29 | 97% | 154 |
| | All program completers, 2007-08 | | | | | | | | | |
| BUSINESS EDUCATION (0100) Test Company: ETS Score Range: 250-990 | All enrolled students who have completed all nonclinical courses, 2009-10 | | | | | | 5 | | | |
| | Other enrolled students, 2009-10 | 1 | | | | 570 | 26 | 24 | 92% | 638 |
| | All program completers, 2009-10 | | | | | | 12 | 12 | 100% | 667 |
| | All program completers, 2008-09 | | | | | | 8 | | | |
| | All program completers, 2007-08 | | | | | | | | | |

Single Assessment Institution-Level Pass Rate Data: *Alternative Teacher Preparation Program Within IHE*

| | |
|--|--|
|  | HEOA - Title II 2009 - 2010 Academic Year |
| | Institution Name |
| | Institution Code |
| | State |

JACKSONVILLE STATE UNIVERSITY


1736

Alabama

March 25, 2011

| Assessment Information ¹ | Group | Number Taking Assessment | Number Passing Assessment | Institutional Pass Rate | Institutional Average Scaled Score | Assessment Cut Score ² | Statewide | | | |
|---|---|--------------------------|---------------------------|-------------------------|------------------------------------|-----------------------------------|--------------------------|---------------------------|---------------------|--------------------------------|
| | | | | | | | Number Taking Assessment | Number Passing Assessment | Statewide Pass Rate | Statewide Average Scaled Score |
| CHEMISTRY CONTENT KNOWLEDGE II (0245) Test Company: ETS Score Range: 100-200 | All enrolled students who have completed all nonclinical courses, 2009-10 | | | | | | | | | |
| | Other enrolled students, 2009-10 | | | | | | 2 | | | |
| | All program completers, 2009-10 | | | | | | | | | |
| | All program completers, 2008-09 | | | | | | | 3 | | |
| | All program completers, 2007-08 | | | | | | | | | |
| ELEMENTARY ED CONTENT KNOWLEDGE (0014) Test Company: ETS Score Range: 100-200 | All enrolled students who have completed all nonclinical courses, 2009-10 | | | | | | 37 | 36 | 97% | 160 |
| | Other enrolled students, 2009-10 | 51 | 49 | 96% | 161 | 137 | 302 | 276 | 91% | 159 |
| | All program completers, 2009-10 | 13 | 12 | 92% | 163 | 137 | 215 | 214 | 100% | 163 |
| | All program completers, 2008-09 | 12 | 12 | 100% | 166 | 137 | 234 | 234 | 100% | 164 |
| | All program completers, 2007-08 | | | | | | 18 | 17 | 94% | 159 |
| ENG LANG LIT COMP CONTENT KNOWLEDGE (0041) Test Company: ETS Score Range: 100-200 | All enrolled students who have completed all nonclinical courses, 2009-10 | | | | | | 7 | | | |
| | Other enrolled students, 2009-10 | 12 | 10 | 83% | 169 | 151 | 97 | 89 | 92% | 174 |
| | All program completers, 2009-10 | 6 | | | | 151 | 76 | 76 | 100% | 179 |
| | All program completers, 2008-09 | 6 | | | | 151 | 70 | 70 | 100% | 175 |
| | All program completers, 2007-08 | | | | | | 3 | | | |
| ENGLISH TO SPEAKERS OF OTHER LANGUAGES (0360) Test Company: ETS Score Range: 250-990 | All enrolled students who have completed all nonclinical courses, 2009-10 | | | | | | | | | |
| | Other enrolled students, 2009-10 | | | | | | 6 | | | |
| | All program completers, 2009-10 | | | | | | 8 | | | |
| | All program completers, 2008-09 | | | | | | 1 | | | |
| | All program completers, 2007-08 | | | | | | | | | |

Single Assessment Institution-Level Pass Rate Data: *Alternative Teacher Preparation Program Within IHE*


| | |
|--|--|
|  | HEOA - Title II 2009 - 2010 Academic Year |
| | Institution Name |
| | Institution Code |
| | State |

JACKSONVILLE STATE UNIVERSITY
 1736
 Alabama

March 25, 2011

| Assessment Information ¹ | Group | Number Taking Assessment | Number Passing Assessment | Institutional Pass Rate | Institutional Average Scaled Score | Assessment Cut Score ² | Statewide | | | |
|--|---|--------------------------|---------------------------|-------------------------|------------------------------------|-----------------------------------|--------------------------|---------------------------|---------------------|--------------------------------|
| | | | | | | | Number Taking Assessment | Number Passing Assessment | Statewide Pass Rate | Statewide Average Scaled Score |
| FAMILY AND CONSUMER SCIENCES II (0121) Test Company: ETS Score Range: 100-200 | All enrolled students who have completed all nonclinical courses, 2009-10 | | | | | | | | | |
| | Other enrolled students, 2009-10 | 2 | | | | 146 | 7 | | | |
| | All program completers, 2009-10 | | | | | | 3 | | | |
| | All program completers, 2008-09 | | | | | | | | | |
| | All program completers, 2007-08 | | | | | | | | | |
| FAMILY AND CONSUMER SCIENCES (0120) Test Company: ETS Score Range: 250-990 | All enrolled students who have completed all nonclinical courses, 2009-10 | | | | | | | | | |
| | Other enrolled students, 2009-10 | | | | | | | | | |
| | All program completers, 2009-10 | | | | | | | | | |
| | All program completers, 2008-09 | | | | | | 2 | | | |
| | All program completers, 2007-08 | | | | | | | | | |
| FRENCH CONTENT KNOWLEDGE (0173) Test Company: ETS Score Range: 100-200 | All enrolled students who have completed all nonclinical courses, 2009-10 | | | | | | | | | |
| | Other enrolled students, 2009-10 | | | | | | 4 | | | |
| | All program completers, 2009-10 | | | | | | 2 | | | |
| | All program completers, 2008-09 | | | | | | | | | |
| | All program completers, 2007-08 | | | | | | | | | |
| GENERAL SCI CONTENT KNOWLEDGE (0435) Test Company: ETS Score Range: 100-200 | All enrolled students who have completed all nonclinical courses, 2009-10 | | | | | | 2 | | | |
| | Other enrolled students, 2009-10 | 7 | | | | 147 | 49 | 43 | 88% | 161 |
| | All program completers, 2009-10 | 2 | | | | 147 | 20 | 20 | 100% | 166 |
| | All program completers, 2008-09 | 1 | | | | 147 | 16 | 15 | 94% | 164 |
| | All program completers, 2007-08 | | | | | | 1 | | | |

Single Assessment Institution-Level Pass Rate Data: *Alternative Teacher Preparation Program Within IHE*

| | |
|--|--|
|  | HEOA - Title II 2009 - 2010 Academic Year |
| | Institution Name |
| | Institution Code |
| | State |

JACKSONVILLE STATE UNIVERSITY


1736

Alabama

March 25, 2011

| Assessment Information ¹ | Group | Number Taking Assessment | Number Passing Assessment | Institutional Pass Rate | Institutional Average Scaled Score | Assessment Cut Score ² | Statewide | | | |
|---|---|--------------------------|---------------------------|-------------------------|------------------------------------|-----------------------------------|--------------------------|---------------------------|---------------------|--------------------------------|
| | | | | | | | Number Taking Assessment | Number Passing Assessment | Statewide Pass Rate | Statewide Average Scaled Score |
| HEALTH EDUCATION (0550) Test Company: ETS Score Range: 250-990 | All enrolled students who have completed all nonclinical courses, 2009-10 | | | | | | | | | |
| | Other enrolled students, 2009-10 | | | | | | 2 | | | |
| | All program completers, 2009-10 | | | | | | | | | |
| | All program completers, 2008-09 | | | | | | | 1 | | |
| | All program completers, 2007-08 | | | | | | | | | |
| MATHEMATICS: CONTENT KNOWLEDGE (0061) Test Company: ETS Score Range: 100-200 | All enrolled students who have completed all nonclinical courses, 2009-10 | | | | | | 4 | | | |
| | Other enrolled students, 2009-10 | 9 | | | | 126 | 71 | 62 | 87% | 138 |
| | All program completers, 2009-10 | | | | | | 27 | 27 | 100% | 141 |
| | All program completers, 2008-09 | 1 | | | | 126 | 38 | 38 | 100% | 142 |
| | All program completers, 2007-08 | | | | | | 4 | | | |
| MIDDLE SCHOOL SCIENCE (0439) Test Company: ETS Score Range: 100-200 | All enrolled students who have completed all nonclinical courses, 2009-10 | | | | | | | | | |
| | Other enrolled students, 2009-10 | 1 | | | | 142 | 1 | | | |
| | All program completers, 2009-10 | | | | | | | | | |
| | All program completers, 2008-09 | | | | | | | | | |
| | All program completers, 2007-08 | | | | | | | | | |
| MUSIC CONTENT KNOWLEDGE (0113) Test Company: ETS Score Range: 100-200 | All enrolled students who have completed all nonclinical courses, 2009-10 | | | | | | 2 | | | |
| | Other enrolled students, 2009-10 | 1 | | | | 150 | 6 | | | |
| | All program completers, 2009-10 | | | | | | 5 | | | |
| | All program completers, 2008-09 | | | | | | 8 | | | |
| | All program completers, 2007-08 | | | | | | | | | |

Single Assessment Institution-Level Pass Rate Data: *Alternative Teacher Preparation Program Within IHE*

| | |
|--|--|
|  | HEOA - Title II 2009 - 2010 Academic Year |
| | Institution Name |
| | Institution Code |
| | State |

JACKSONVILLE STATE UNIVERSITY


1736

Alabama

March 25, 2011

| Assessment Information ¹ | Group | Number Taking Assessment | Number Passing Assessment | Institutional Pass Rate | Institutional Average Scaled Score | Assessment Cut Score ² | Statewide | | | |
|--|---|--------------------------|---------------------------|-------------------------|------------------------------------|-----------------------------------|--------------------------|---------------------------|---------------------|--------------------------------|
| | | | | | | | Number Taking Assessment | Number Passing Assessment | Statewide Pass Rate | Statewide Average Scaled Score |
| PHYSICAL ED: CONTENT KNOWLEDGE (0091) Test Company: ETS Score Range: 100-200 | All enrolled students who have completed all nonclinical courses, 2009-10 | | | | | | 3 | | | |
| | Other enrolled students, 2009-10 | 3 | | | | 141 | 26 | 25 | 96% | 151 |
| | All program completers, 2009-10 | 5 | | | | 141 | 20 | 20 | 100% | 157 |
| | All program completers, 2008-09 | 4 | | | | 141 | 18 | 18 | 100% | 156 |
| | All program completers, 2007-08 | | | | | | 1 | | | |
| PHYSICS CONTENT KNOWLEDGE II (0265) Test Company: ETS Score Range: 100-200 | All enrolled students who have completed all nonclinical courses, 2009-10 | | | | | | | | | |
| | Other enrolled students, 2009-10 | | | | | | 1 | | | |
| | All program completers, 2009-10 | | | | | | 1 | | | |
| | All program completers, 2008-09 | | | | | | | | | |
| | All program completers, 2007-08 | | | | | | | | | |
| SOCIAL STUDIES: CONTENT KNOWLEDGE (0081) Test Company: ETS Score Range: 100-200 | All enrolled students who have completed all nonclinical courses, 2009-10 | | | | | | 3 | | | |
| | Other enrolled students, 2009-10 | 3 | | | | 153 | 67 | 56 | 84% | 163 |
| | All program completers, 2009-10 | 3 | | | | 153 | 44 | 44 | 100% | 171 |
| | All program completers, 2008-09 | 3 | | | | 153 | 38 | 38 | 100% | 168 |
| | All program completers, 2007-08 | | | | | | 4 | | | |
| SPANISH CONTENT KNOWLEDGE (0191) Test Company: ETS Score Range: 100-200 | All enrolled students who have completed all nonclinical courses, 2009-10 | | | | | | | | | |
| | Other enrolled students, 2009-10 | | | | | | 17 | 16 | 94% | 165 |
| | All program completers, 2009-10 | | | | | | 7 | | | |
| | All program completers, 2008-09 | | | | | | 5 | | | |
| | All program completers, 2007-08 | | | | | | 1 | | | |

Single Assessment Institution-Level Pass Rate Data: *Alternative Teacher Preparation Program Within IHE*

| | |
|--|--|
|  | HEOA - Title II 2009 - 2010 Academic Year |
| | Institution Name |
| | Institution Code |
| | State |

JACKSONVILLE STATE UNIVERSITY

1736

Alabama

March 25, 2011

| Assessment Information ¹ | Group | Number Taking Assessment | Number Passing Assessment | Institutional Pass Rate | Institutional Average Scaled Score | Assessment Cut Score ² | Statewide | | | |
|--|---|--------------------------|---------------------------|-------------------------|------------------------------------|-----------------------------------|--------------------------|---------------------------|---------------------|--------------------------------|
| | | | | | | | Number Taking Assessment | Number Passing Assessment | Statewide Pass Rate | Statewide Average Scaled Score |
| THEATRE (0640) Test Company: ETS Score Range: 250-990 | All enrolled students who have completed all nonclinical courses, 2009-10 | | | | | | | | | |
| | Other enrolled students, 2009-10 | | | | | | 2 | | | |
| | All program completers, 2009-10 | | | | | | | | | |
| | All program completers, 2008-09 | | | | | | | | | |
| | All program completers, 2007-08 | | | | | | | | | |
| WORLD AND U.S. HISTORY: CONTENT KNOWLEDGE (0941) Test Company: ETS Score Range: 100-200 | All enrolled students who have completed all nonclinical courses, 2009-10 | | | | | | 2 | | | |
| | Other enrolled students, 2009-10 | 6 | | | | 143 | 38 | 33 | 87% | 156 |
| | All program completers, 2009-10 | 1 | | | | 143 | 24 | 24 | 100% | 160 |
| | All program completers, 2008-09 | | | | | | 20 | 20 | 100% | 167 |
| | All program completers, 2007-08 | | | | | | | | | |

¹Tests with multiple delivery options (computer, paper, etc.) will be noted with the assessment code for the paper format only.

²Cut scores may vary for groups depending upon when the cut scores are established by the state and when each group completed their teacher certification or licensure assessment.